

ukft[®]

UK Fashion & Textile Industry: Facts and Figures 2025





Table of contents

<u>Introduction</u>	3
<u>Employment numbers</u>	4
<u>Number of businesses</u>	6
<u>Manufacturing sales</u>	17
<u>International Trade</u>	24
<u>Consumer spending</u>	38


Introduction

This report was compiled using the latest annual data from the Office for National Statistics and provides information on UK production, employment, international trade and retail sales.

The report shows the challenging business environment faced by the industry. Exports of apparel have dropped significantly in recent years and are now worth less than half of what they were five years ago. Imports of apparel have also slowed and are at their lowest level in a decade. However, as most of the sales from ultra-fast fashion companies came into the UK via the de minimis route, the impact of ultra-fast fashion on the trade figures is not captured in the ONS data. Retail sales continue to rise reaching £80 billion in 2024.

While UK garment manufacturing output and employment continues to decline, the rate of decline has slowed recently. It is encouraging to see an increase in manufacturing sales across several sub sectors of the textile manufacturing sector, including both traditional textile and industrial textiles.

UKFT uses these figures, and other research, to lobby for greater support for the UK fashion and textile industry from government and secure the best environment for sustainable growth for the entire supply chain.





Employment numbers



EMPLOYMENT 2023

		2022	2023
SIC Industry		Employment - '000	Employment - '000
Manufacturing	13: Manufacture of textiles	51.1	53.5
	14: Manufacture of wearing apparel	26.7	24.3
Wholesale	46.16: Agents involved in the sale of textiles, clothing, fur, footwear and leather goods	8.1	7.1
	46.41: Wholesale of textiles	15.3	15.2
	46.42: Wholesale of clothing and footwear	44.6	41.8
Retail	47.51 : Retail sale of textiles in specialised stores	10.3	9.8
	47.71: Retail sale of clothing in specialised stores	254.4	260.0



Number of businesses



NUMBER OF BUSINESSES

		2011	2012	2013	2014	2015	2016	2017	2018	2019	2020	2021	2022	2023	2024
Manufacturing	Manufacture of textiles	3,880	3,825	3,790	3,840	4,030	4,200	4,220	4,235	4,280	4,230	4,295	4,435	4,445	4,345
	Manufacture of wearing apparel	3,365	3,490	3,400	3,460	3,830	3,875	3,850	3,860	3,950	4,005	4,250	4,260	3,990	3,730
	Manufacture of man-made fibres	15	15	15	15	15	10	10	10	10	10	5	10	10	5
Wholesale	Agents involved in the sale of textiles, clothing, fur, footwear and leather goods	2,045	2,165	2,215	2,020	1,890	1,770	1,775	1,755	1,790	1,790	1,885	1,790	1,935	1,900
	Wholesale of textiles	2,080	2,025	2,045	2,200	2,355	2,370	2,365	2,375	2,395	2,330	2,615	2,330	2,440	2,395
	Wholesale of clothing and footwear	4,370	4,185	4,135	4,450	4,615	4,680	4,710	4,745	4,785	4,705	4,970	4,705	5,090	4,910
Retail	Retail sale of textiles in specialised stores	1,560	1,460	1,390	1,530	1,650	1,740	1,780	1,840	1,915	1,865	2,020	1,870	2,090	2,055
	Retail sale of clothing in specialised stores	11,045	10,630	10,150	10,640	11,285	11,435	11,420	11,435	11,535	11,235	11,620	11,235	11,630	11,420

NUMBER OF BUSINESSES BY SIZE

	Employment Size Band							Total
	0-4	5-9	10-19	20-49	50-99	100-249	250+	
Preparation and spinning of textile fibres	65	10	15	5	10	5	0	110
Weaving of textiles	120	25	15	15	20	10	5	210
Finishing of textiles	720	160	80	50	20	5	0	1,035
Manufacture of knitted and crocheted fabrics	50	20	5	10	0	0	0	85
Manufacture of made-up textile articles; except apparel	1,330	385	225	140	30	10	10	2,130
Manufacture of carpets and rugs	65	15	10	5	10	10	5	120
Manufacture of cordage; rope; twine and netting	55	10	10	5	5	0	0	85
Manufacture of non-wovens and articles made from non-wovens; except apparel	0	5	5	10	5	0	0	25
Manufacture of other technical and industrial textiles	140	35	30	20	15	10	5	255
Manufacture of other textiles n.e.c.	210	40	20	15	10	0	0	295
Manufacture of leather clothes	50	5	5	0	0	0	0	60
Manufacture of workwear	290	55	25	20	10	5	0	405
Manufacture of other outerwear	1,390	240	110	75	25	0	0	1,840

CONTINUED...

	Employment Size Band							Total
	0-4	5-9	10-19	20-49	50-99	100-249	250+	
Manufacture of underwear	90	15	5	5	0	0	0	115
Manufacture of other wearing apparel and accessories	865	150	75	30	10	0	0	1,130
Manufacture of articles of fur	5	0	0	0	0	0	0	5
Manufacture of knitted and crocheted hosiery	30	5	0	5	5	0	0	45
Manufacture of other knitted and crocheted apparel	60	30	15	15	5	0	0	125
Manufacture of man-made fibres	0	0	0	5	0	0	5	10
Wholesale of textiles	1,770	320	185	85	15	15	5	2,395
Agents involved in the sale of textiles; clothing; fur; footwear and leather goods	1,620	175	75	25	5	0	0	1,900
Wholesale of clothing and footwear	3,545	635	365	240	70	35	20	4,910
Retail sale of textiles in specialised stores	1,635	290	100	25	5	0	0	2,055
Retail sale of clothing in specialised stores	8,625	1,735	610	255	80	45	70	11,420
Retail sale via stalls and markets of textiles; clothing and footwear	475	45	5	0	0	0	0	525
Total	23,205	4,405	1,990	1,060	355	150	125	31,290

NUMBER OF BUSINESS REGIONAL

Number of VAT and/or PAYE based enterprises by Standard Industrial Classification (UK SIC2007) class and region]

Units: Counts (control rounded to base 5)

	United Kingdom	England	North East	North West	East Midlands	West Midlands	London	South East	South West	Wales	Scotland	Northern Ireland
Preparation and spinning of textile fibres	110	95	0	15	10	5	10	5	10	5	10	0
Weaving of textiles	210	170	0	30	15	10	35	10	15	5	35	0
Finishing of textiles	1,035	895	20	95	155	90	135	115	75	40	55	45
Manufacture of knitted and crocheted fabrics	85	80	0	10	30	5	15	5	5	0	5	0
Manufacture of made-up textile articles; except apparel	2,130	1,790	65	270	170	170	245	280	185	100	160	80
Finishing of textiles	120	110	5	25	5	10	20	10	10	5	5	0

CONTINUED...

	United Kingdom	England	North East	North West	East Midlands	West Midlands	London	South East	South West	Wales	Scotland	Northern Ireland
Manufacture of cordage; rope; twine and netting	85	60	5	10	5	5	5	5	10	0	20	5
Manufacture of non-wovens and articles made from non-wovens; except apparel	20	20	0	10	0	0	0	5	0	0	0	0
Manufacture of other technical and industrial textiles	255	230	10	30	40	25	25	30	15	10	10	5
Manufacture of other textiles n.e.c.	295	270	5	40	60	20	55	25	20	10	10	5

CONTINUED...

	United Kingdom	England	North East	North West	East Midlands	West Midlands	London	South East	South West	Wales	Scotland	Northern Ireland
Manufacture of leather clothes	60	60	0	0	5	5	35	5	5	0	0	0
Manufacture of workwear	405	350	15	50	50	40	50	40	40	25	20	10
Manufacture of other outerwear	1,840	1,720	25	165	235	130	690	165	85	30	75	15
Manufacture of underwear	120	110	0	15	15	5	45	15	5	5	5	0
Manufacture of other wearing apparel and accessories	1,130	1,020	30	105	135	80	330	125	75	35	55	20
Manufacture of articles of fur	5	5	0	0	0	0	5	0	0	0	0	0
Manufacture of knitted and crocheted hosiery	45	30	0	5	10	0	5	0	0	5	5	5

CONTINUED...

	United Kingdom	England	North East	North West	East Midlands	West Midlands	London	South East	South West	Wales	Scotland	Northern Ireland
Manufacture of other knitted and crocheted apparel	125	100	5	35	30	0	15	5	5	0	25	0
Agents involved in the sale of textiles; clothing; fur; footwear and leather goods	1,900	1,780	20	275	170	125	590	220	100	30	50	40
Wholesale of textiles	2,395	2,265	25	435	250	160	725	205	95	30	65	35
Wholesale of clothing and footwear	4,910	4,525	80	815	380	360	1,520	465	225	95	205	85
Retail sale of textiles in specialised stores	2,055	1,790	45	240	130	175	460	230	205	75	140	50

CONTINUED...


	United Kingdom	England	North East	North West	East Midlands	West Midlands	London	South East	South West	Wales	Scotland	Northern Ireland
Retail sale of clothing in specialised stores	11,420	9,830	290	1,395	710	900	2,600	1,325	820	415	730	445
Retail sale via stalls and markets of textiles; clothing and footwear	525	500	5	75	30	40	200	45	25	10	15	0

BUSINESS START UPS & CLOSURES

Start ups						
	2018	2019	2020	2021	2022	2023
Manufacture of textiles	560	485	465	510	540	385
Preparation and spinning of textile fibres	15	15	10	10	25	10
Weaving of textiles	10	20	20	25	25	15
Finishing of textiles	130	145	135	165	140	100
Manufacture of other textiles	405	305	300	310	350	260
Manufacture of wearing apparel	615	570	695	680	445	385
Manufacture of wearing apparel, except fur apparel	600	555	665	655	435	335
Manufacture of articles of fur	0	0	0	0	0	0
Manufacture of knitted and crocheted apparel	15	15	30	25	10	10

BUSINESS START UPS & CLOSURES

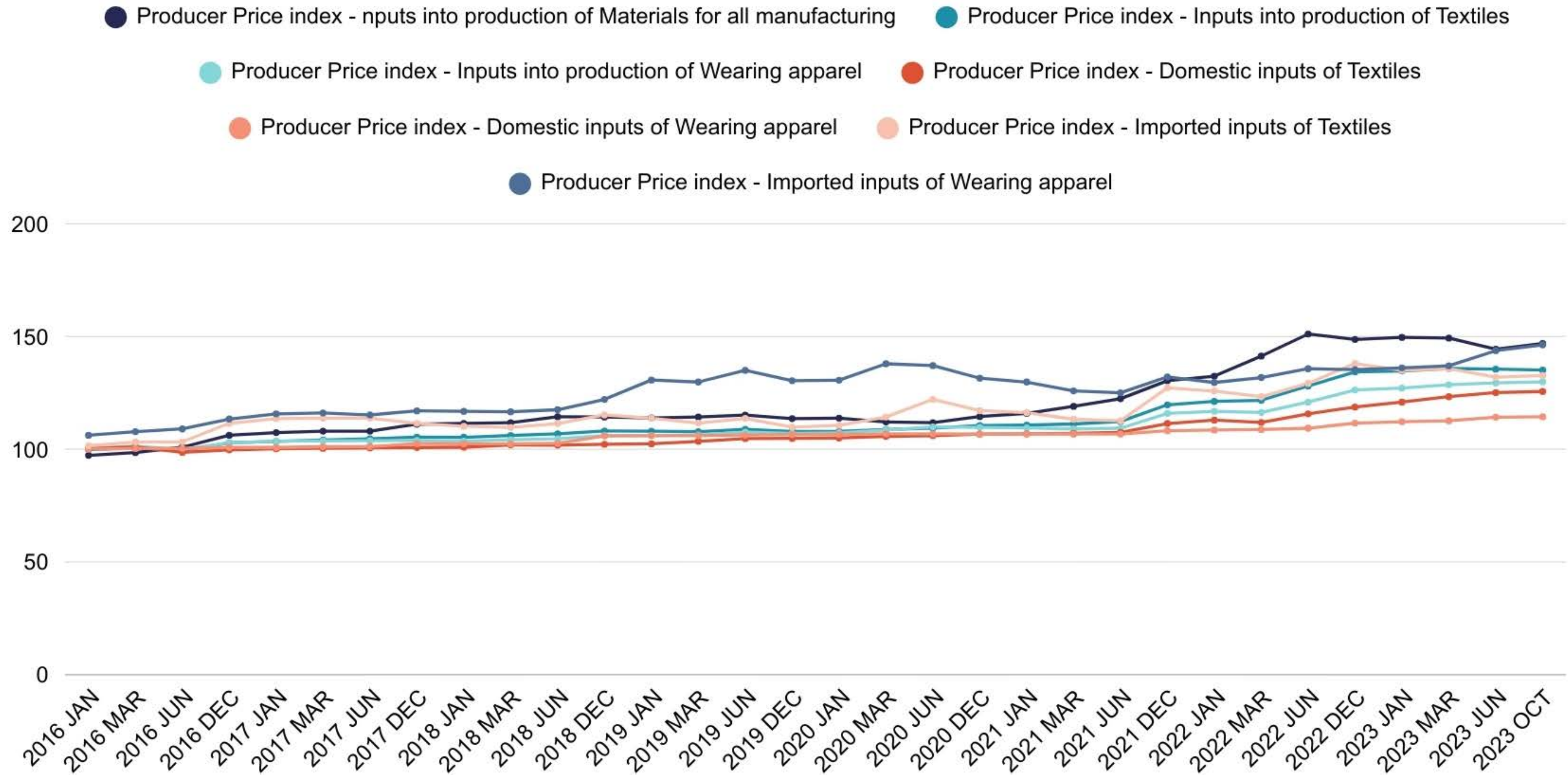
Closures						
	2018	2019	2020	2021	2022	2023
Manufacture of textiles	375	560	445	355	465	455
Preparation and spinning of textile fibres	10	15	10	10	20	15
Weaving of textiles	25	10	10	10	30	20
Finishing of textiles	105	130	115	100	130	145
Manufacture of other textiles	235	405	310	235	285	275
Manufacture of wearing apparel	520	560	505	525	770	605
Manufacture of wearing apparel, except fur apparel	500	540	490	510	745	590
Manufacture of articles of fur	0	0	0	0	0	0
Manufacture of knitted and crocheted apparel	20	20	15	15	25	15



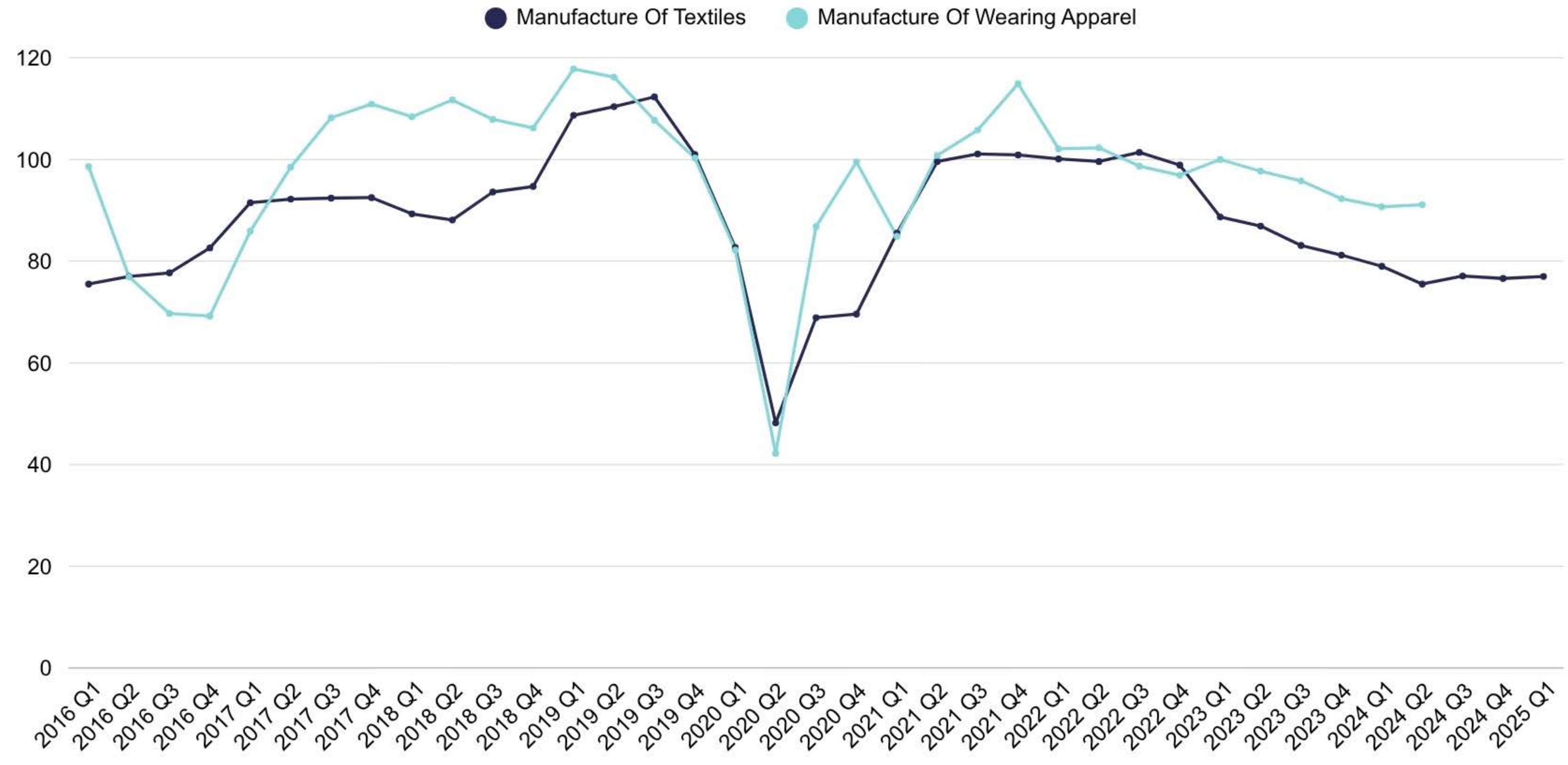
Manufacturing sales



PRODUCER PRICE INDEX



INDEX OF PRODUCTION



MANUFACTURE OF TEXTILES

Manufacture of textiles, total production by component (£m)

SIC	Description	2012	2013	2014	2015	2016	2017	2018	2019	2020	2021	2022	2023
13.100	Preparation and spinning of textile fibres	385	396	392	411	436	253	345	310	226	245	267	263
13.200	Weaving of textiles	608	619	620	602	610	630	652	642	557	589	631	664
13.300	Finishing of textiles	492	500	537	458	309	318	361	336	288	295	316	336
13.910	Manufacture of knitted and crocheted fabrics	[c]	[c]	[c]	[c]	[c]	141	165	136	[c]	99	118	[c]
13.920	Manufacture of made-up textile articles, except apparel	1,169	1,094	1,170	1,183	1,325	1,245	1,238	1,504	1,430	1,609	1,541	1,424
13.930	Manufacture of carpets and rugs	700	708	761	719	723	719	738	757	[c]	755	[c]	[c]
13.940	Manufacture of cordage, rope, twine and netting	56	50	59	[c]	[c]	62	68	83	92	88	80	121
13.950	Manufacture of non-wovens and articles made from non-wovens, except apparel	[c]	178	177	173	208	206	223	237	253	306	[c]	285
13.960	Manufacture of other technical and industrial textiles	293	315	327	335	358	366	352	370	323	351	396	441
13.990	Manufacture of other textiles not elsewhere classified	106	114	129	134	134	143	138	151	108	116	114	107

c = data not available

Source: ONS

MANUFACTURE OF APPAREL

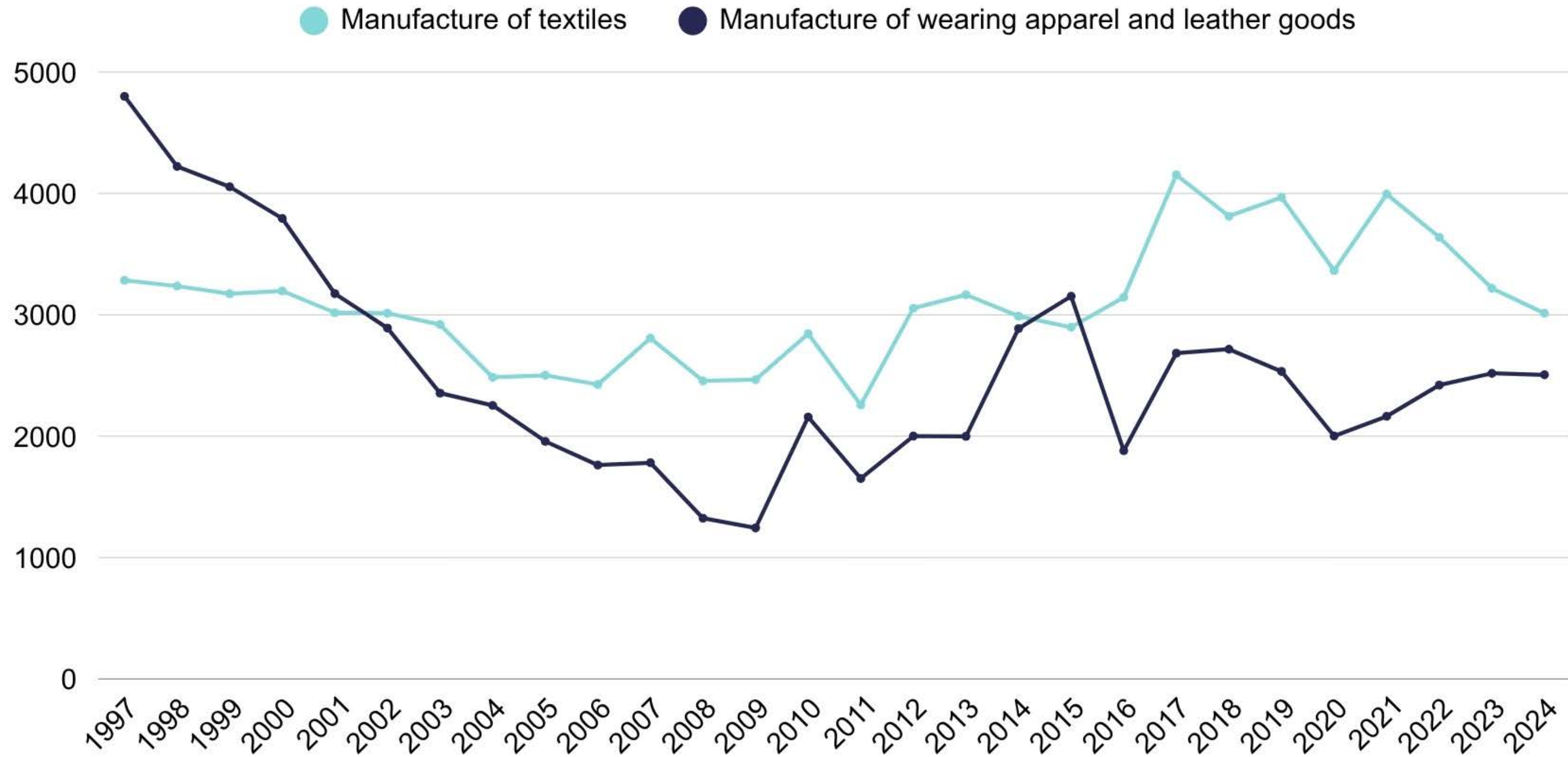
Manufacture of apparel, total production by component (£m)

SIC	Description	2012	2013	2014	2015	2016	2017	2018	2019	2020	2021	2022	2023
14.110	Manufacture of leather clothes	4	4	[c]	4	[c]	[c]	[c]	[c]	[c]	[c]	[c]	[c]
14.120	Manufacture of workwear	147	107	113	101	104	105	119	125	136	148	171	145
14.130	Manufacture of other outerwear	595	620	752	725	736	681	665	714	523	464	542	475
14.140	Manufacture of underwear	415	388	403	271	284	215	202	213	186	134	169	120
14.190	Manufacture of other wearing apparel and accessories	223	258	284	312	282	287	298	312	366	283	288	275
14.200	Manufacture of articles of fur	1	1	[c]	2	[c]	[c]	[c]	[c]	[c]	[c]	[c]	[c]
14.310	Manufacture of knitted and crocheted hosiery	86	84	85	80	63	38	40	32	22	27	36	26
14.390	Manufacture of other knitted and crocheted apparel	162	172	187	170	145	[c]	192	201	145	146	188	212

c = data not available
Source: ONS

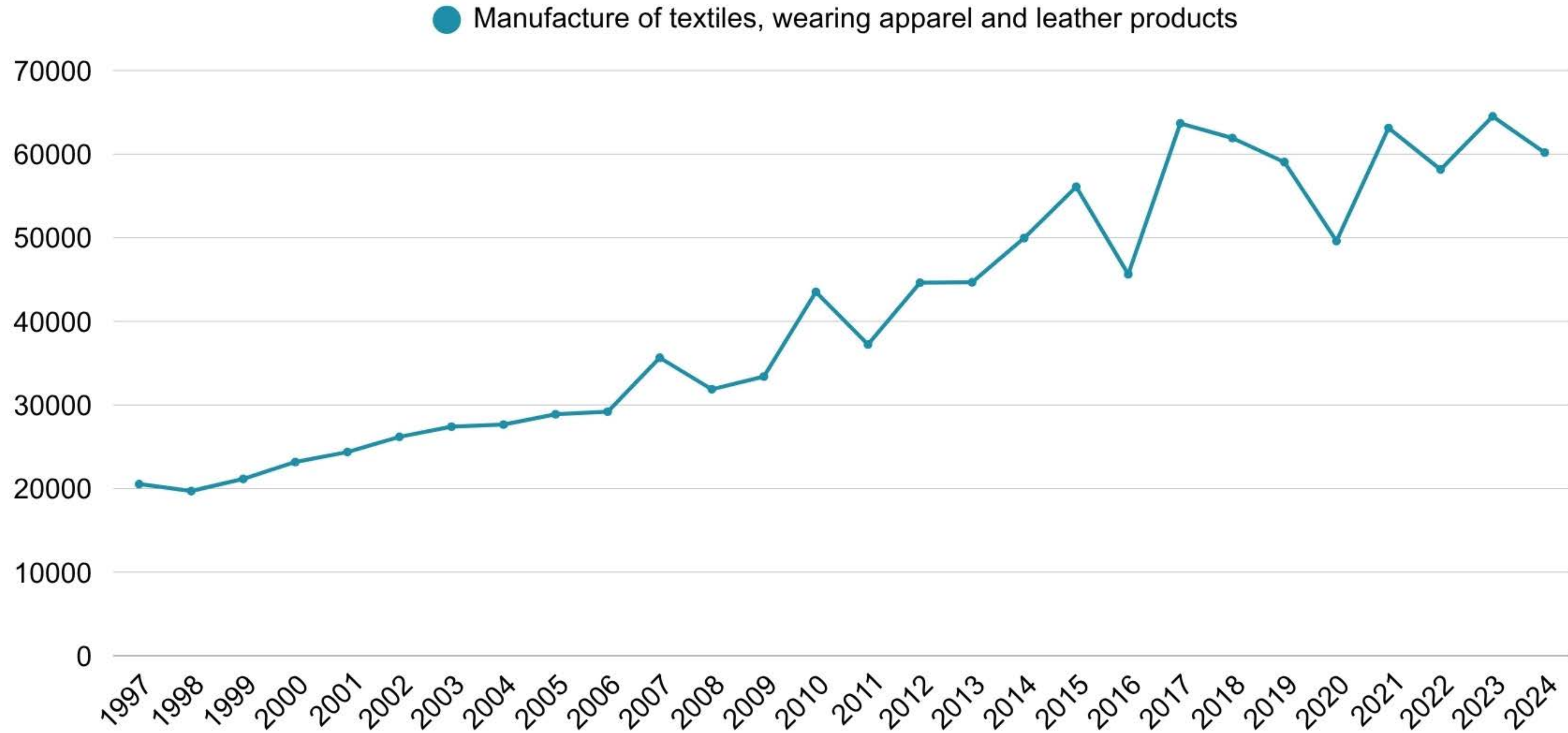
MANUFACTURING GVA

Annual Gross value added (GVA) by industry, Current price (£m)



OUTPUT PER WORKER

Annual Output per job - Current prices (£m)





International Trade

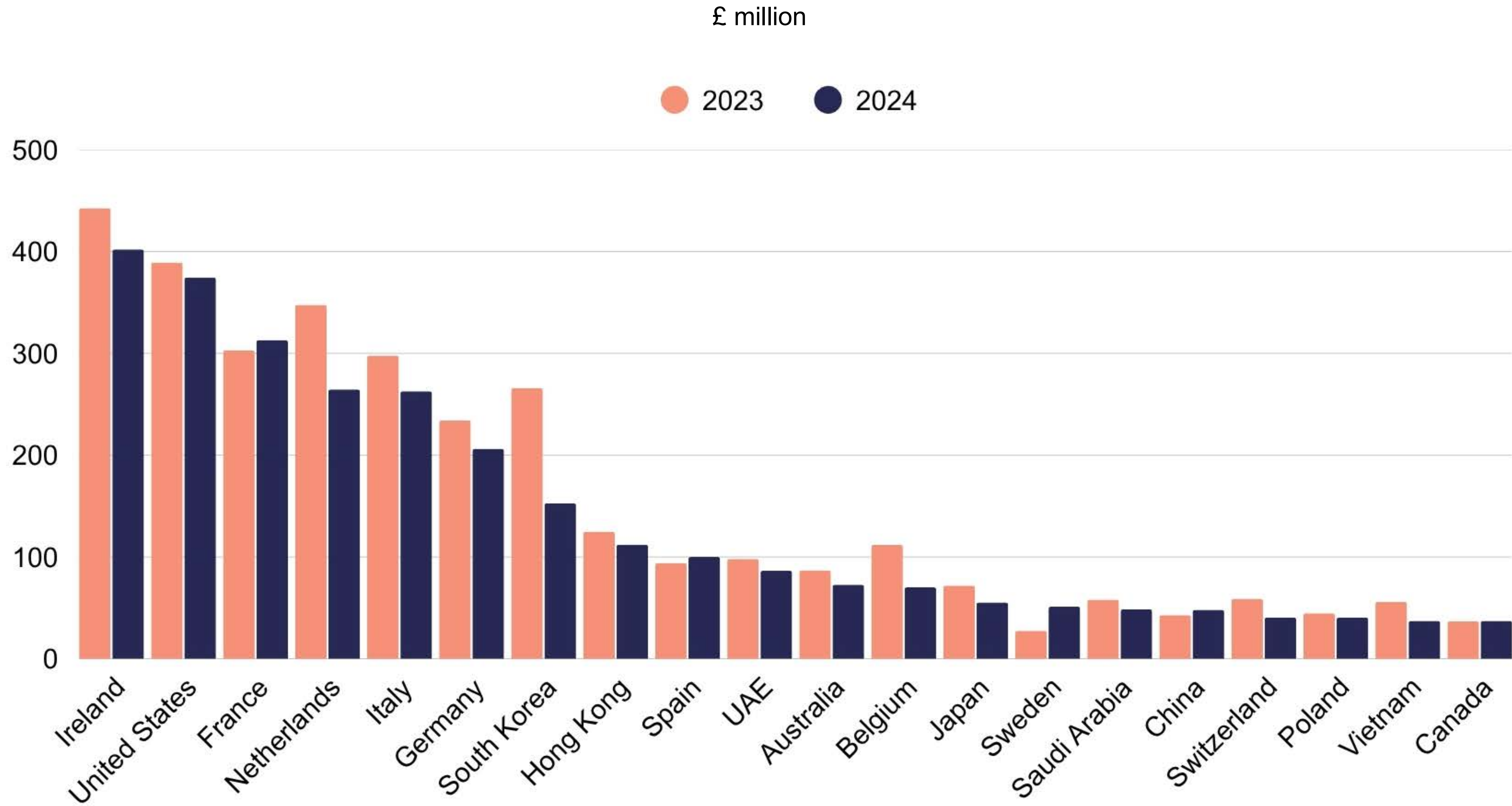


APPAREL EXPORT VALUE

Apparel exports	2014	2015	2016	2017	2018	2019	2020	2021	2022	2023	2024
EU	£3,966	£4,114	£4,762	£5,302	£5,401	£5,375	£4,777	£2,135	£2,024	£1,991	£1,801
Non EU	£1,537	£1,654	£1,470	£1,376	£1,395	£1,452	£1,667	£1,910	£1,778	£1,610	£1,375
Total	£5,503	£5,767	£6,232	£6,678	£6,796	£6,827	£6,444	£4,045	£3,802	£3,602	£3,176

£ million

APPAREL EXPORT MARKETS



APPAREL EXPORT CATEGORY

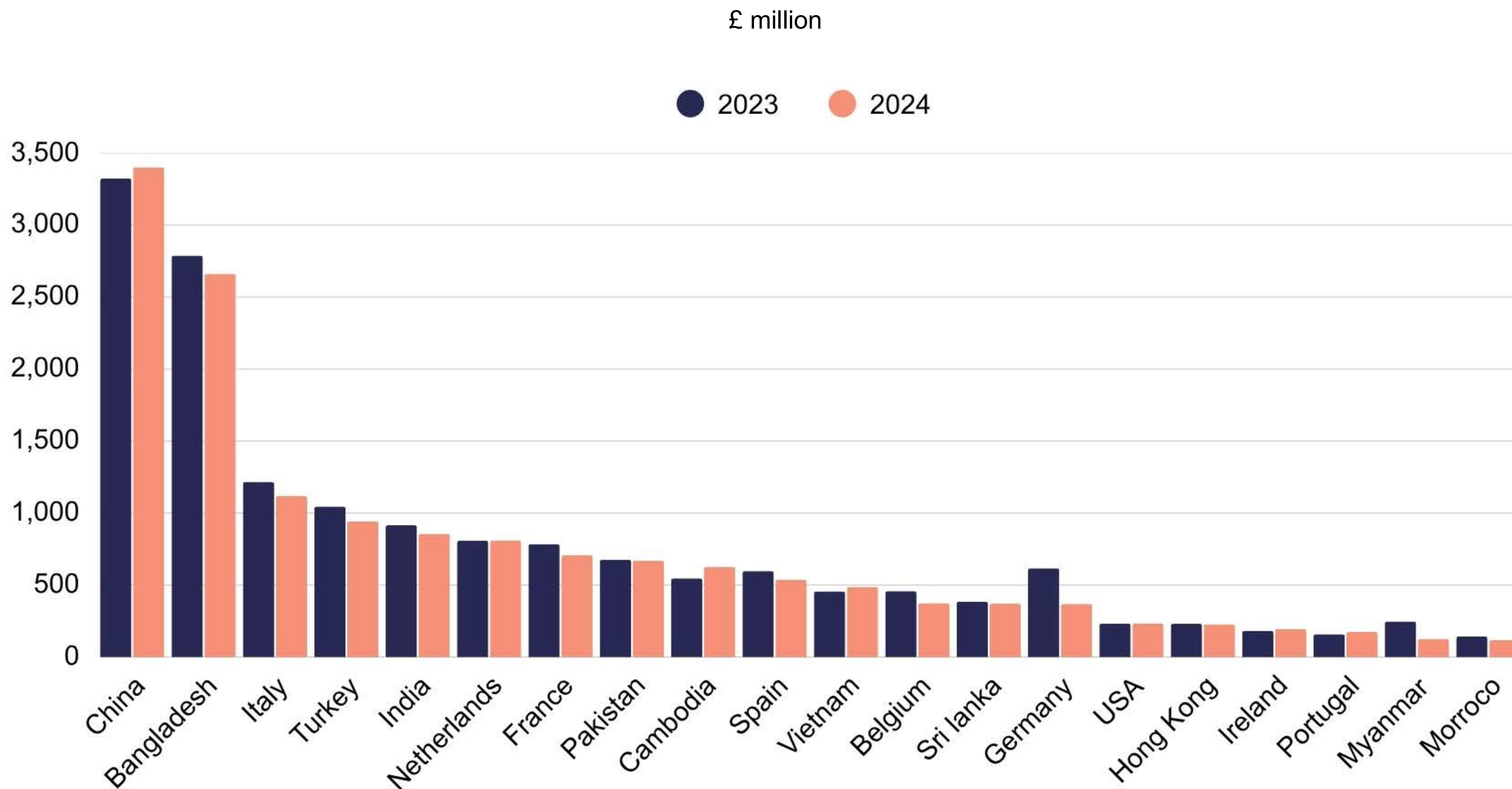
HS Code	Product	2024 (£m)
6204	Womens/ girls woven suits, jackets, blazers, dresses, skirts, trousers & shorts	498
6110	Jerseys, pullovers, cardigans - knitted or crocheted	357
6109	T-shirts - knitted or crocheted	266
6104	Womens/ girls knitted suits, jackets, blazers, dresses, skirts, trousers & shorts	265
6203	Mens/ boys woven suits, jackets, blazers, trousers & shorts	188
6202	Womens/ girls woven coats, anoraks, incl. ski jackets, windcheaters	146
6201	Mens/ boys woven coats, anoraks, incl. ski jackets, windcheaters	127
6210	Garments made up of felt or nonwovens & garments of textile fabrics, rubberised or impregnated, coated, covered or laminated with plastics or other substances	83
6214	Woven shawls, scarves, and similar articles	80
6211	Woven tracksuits, ski suits, swimwear and other garments	72
6206	Womens/ girls woven blouses & shirts	68
6217	Made-up clothing accessories and parts of garments or clothing accessories nor elsewhere stated	67
6103	Mens/ boys knitted suits, jackets, blazers, trousers & shorts	66
6105	Mens/boys knitted shirts (excl. T-shirts)	59
6205	Mens/boys woven shirts	57
6112	Knitted track-suits, ski-suits and swimwear	48
6115	Tights, stockings, socks and other hosiery, incl. graduated compression hosiery	48
6108	Womens/ girls knitted slips, briefs, nightdresses, pyjamas, negligés, dressing gowns, and similar articles	44
6111	Babies knitted garments	42
6212	Bras, girdles, suspenders and similar articles	35

APPAREL IMPORTS VALUE

Apparel imports	2014	2015	2016	2017	2018	2019	2020	2021	2022	2023	2024
EU	£4,537	£4,705	£5,395	£6,117	£6,626	£7,225	£6,296	£5,173	£5,841	£5,318	£4,741
Non EU	£13,131	£13,604	£13,724	£13,781	£13,283	£13,578	£14,333	£11,836	£14,989	£11,908	£11,541
Total	£17,667	£18,309	£19,119	£19,897	£19,908	£20,802	£20,628	£17,009	£20,830	£17,226	£16,281

£ million

APPAREL IMPORTS SOURCES



APPAREL IMPORTS CATEGORY

HS Code	Product	2024 (£m)
6110	Knitted jerseys, pullovers & cardigans	2,189.5
6204	Womens/ girls woven suits, jackets, blazers, dresses, skirts, trousers & shorts	2,061.2
6109	T-shirts - knitted or crocheted	1,702.0
6203	Mens/ boys woven suits, jackets, blazers, trousers & shorts	1,271.2
6104	Womens/ girls knitted suits, jackets, blazers, dresses, skirts, trousers & shorts	1,263.3
6202	Womens/ girls woven coats, anoraks, incl. ski jackets, windcheaters	586.7
6201	Mens/ boys woven coats, anoraks, incl. ski jackets, windcheaters	577.2
6115	Tights, stockings, socks and other hosiery, incl. graduated compression hosiery	567.6
6108	Womens/ girls knitted slips, briefs, nightdresses, pyjamas, négligés, dressing gowns, and similar articles	455.6
6103	Mens/ boys knitted suits, jackets, blazers, trousers & shorts	443.5
6211	Woven tracksuits, ski suits, swimwear and other garments	428.8
6206	Womens/ girls woven blouses & shirts	408.6
6205	Mens/ boys woven shirts	400.2
6210	Garments made up of felt or nonwovens & garments of textile fabrics, rubberised or impregnated, coated, covered or laminated with plastics or other substances	367.2
6205	Mens/ boys woven shirts	400.2
6105	Mens/ boys knitted shirts (excl. T-shirts)	338.5
6111	Babies - knitted garments	308.6
6107	Mens/ boys knitted underpants, nightshirts, pyjamas, dressing gowns and similar articles	307.8
6212	Bras, girdles, suspenders and similar articles	279.6

CONTINUED...

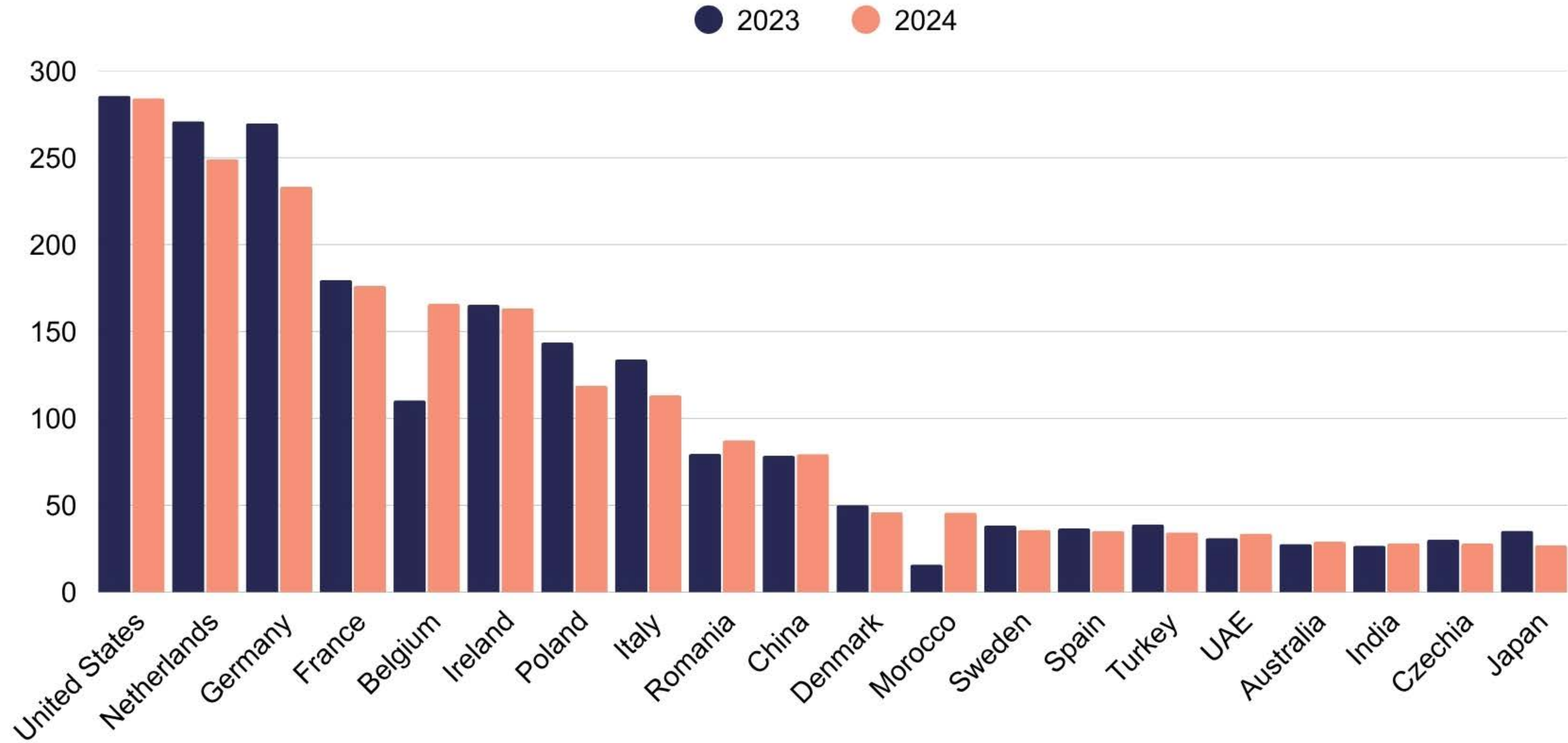
HS Code	Product	2024 (£m)
6212	Bras, girdles, suspenders and similar articles	279.6
6114	Special garments for professional, sporting or other purposes	208.3
6112	Knitted track-suits, ski-suits and swimwear	196.7

TEXTILE EXPORTS VALUE

Textile Exports	2014	2015	2016	2017	2018	2019	2020	2021	2022	2023	2024
EU	£2,152	£2,022	£2,140	£2,272	£2,278	£2,221	£2,018	£1,711	£1,913	£1,868	£1,771
Non EU	£1,355	£1,242	£1,280	£1,323	£1,343	£1,309	£1,083	£1,144	£1,402	£1,379	£1,498
Total	£3,507	£3,263	£3,420	£3,595	£3,620	£3,530	£3,102	£2,855	£3,315	£3,247	£3,269

£ million

TEXTILE EXPORT MARKETS



TEXTILE EXPORT PRODUCT

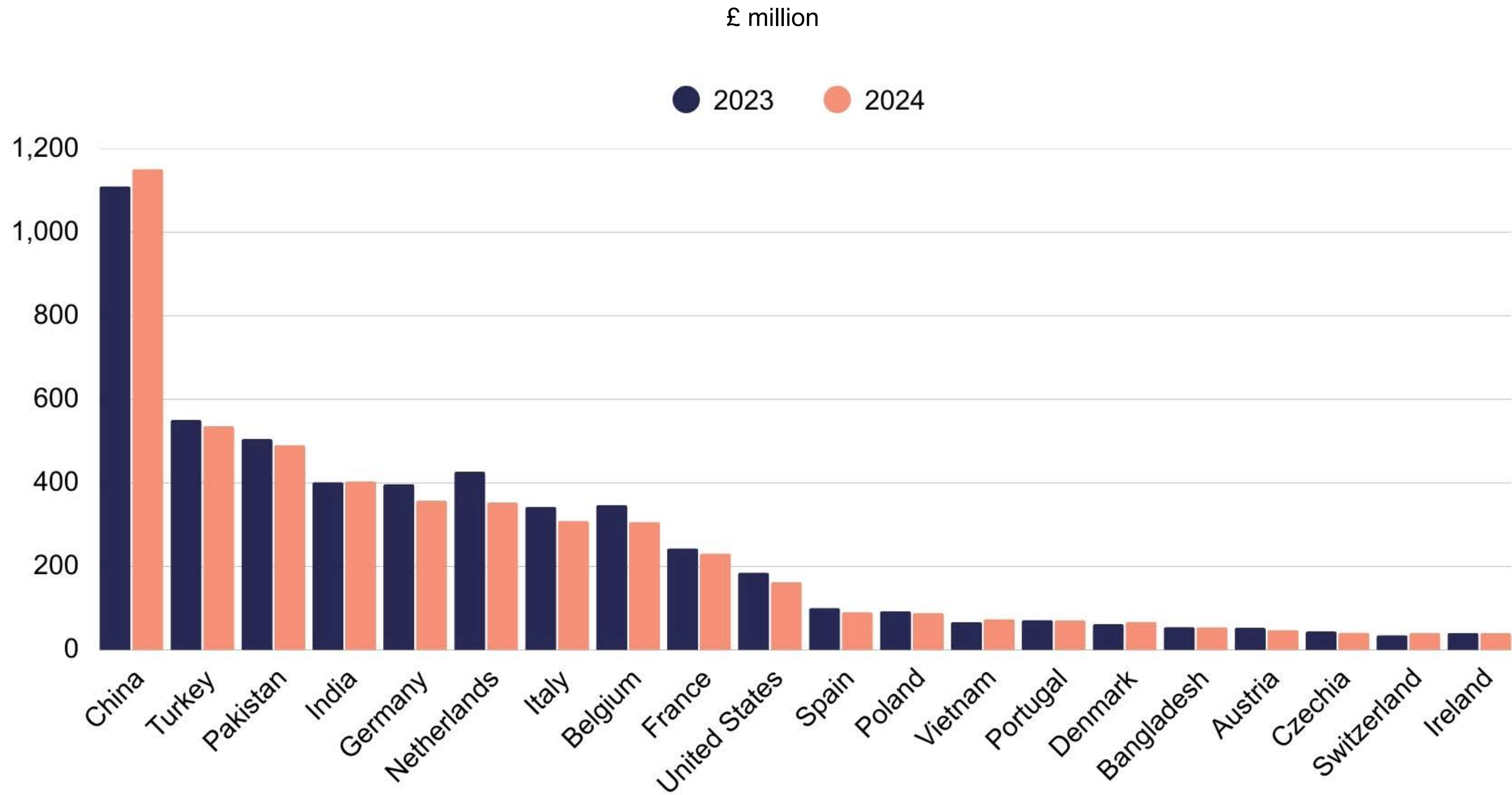
HS Code	Product	2024 (£m)
5603	Nonwovens	184.25
5703	Carpets - tufted & needle punched	148.08
5407	Woven fabrics of synthetic filament yarn	144.86
5402	Synthetic filament yarn	124.74
5903	Textile fabrics impregnated, coated, covered or laminated with plastics (excl. tyre cord fabric)	94.18
5112	Woven fabrics of combed wool/fine animal hair	87.70
5111	Woven fabrics of carded wool/fine animal hair	71.03
5906	Rubberised textile fabrics (excl. tyre cord fabric)	67.28
5702	Carpets and other textile floor coverings, woven, not tufted , incl. hand-woven rugs	58.19
5208	Woven fabrics of cotton, containing >= 85% cotton by weight	57.61
5907	Impregnated, coated or covered textile fabrics incl. painted canvas being theatrical scenery, studio backcloths etc	57.28
6005	Warp knit fabrics	57.20
5801	Woven pile fabrics and chenille fabrics (excl. terry towelling)	52.34
5601	Wadding of textile materials and articles	48.10
5309	Woven fabrics of flax	48.10
5607	Twine, cordage, ropes and cables	47.45
5101	Wool, neither carded nor combed	47.45
5705	Carpets and other textile floor coverings, whether or not made up (excl. knotted, woven or tufted)	37.48
5602	Felt, whether or not impregnated, coated, covered or laminated	36.06
5911	Textile products and articles, for technical use	34.82

TEXTILE IMPORTS VALUE

Textile Imports	2014	2015	2016	2017	2018	2019	2020	2021	2022	2023	2024
EU	£2,597	£2,486	£2,591	£2,720	£2,673	£2,634	£2,334	£2,419	£2,866	£2,648	£2,362
Non EU	£2,928	£3,059	£3,173	£3,413	£3,410	£3,605	£6,711	£3,936	£4,116	£3,491	£3,449
Total	£5,525	£5,544	£5,764	£6,133	£6,083	£6,240	£9,044	£6,355	£6,982	£6,139	£5,811

£ million

TEXTILE IMPORTS SOURCES



TEXTILE IMPORTS PRODUCT

HS Code	Product	2024 (£m)
5703	Carpets - tufted & needle punched	538
5603	Nonwovens	441
5402	Synthetic filament yarn	277
5407	Woven fabrics of synthetic filament yarn	179
5702	Carpets and other textile floor coverings, woven, not tufted , incl. hand-woven rugs	157
5503	Synthetic staple fibres, not carded, combed or otherwise processed for spinning	141
5903	Textile fabrics impregnated, coated, covered or laminated with plastics (excl. tyre cord fabric)	132
5801	Woven pile fabrics and chenille fabrics (excl. terry towelling)	105
5911	Textile products and articles, for technical use	91
5601	Wadding of textile materials and articles	87
5208	Woven fabrics of cotton, containing \geq 85% cotton by weight	83
5607	Twine, cordage, ropes and cables	58
5106	Carded wool yarn (excl. that put up for retail sale)	54
5701	Carpets and other textile floor coverings of textile material, knotted	50
5705	Carpets and other textile floor coverings, whether or not made up (excl. knotted, woven or tufted)	50
5107	Yarn of combed wool (excl. that put up for retail sale)	47
6006	Knitted or crocheted fabric	42
5309	Woven fabrics of flax	41
5704	Carpets and other floor coverings, of felt	41
5704	Carpets and other floor coverings, of felt	41



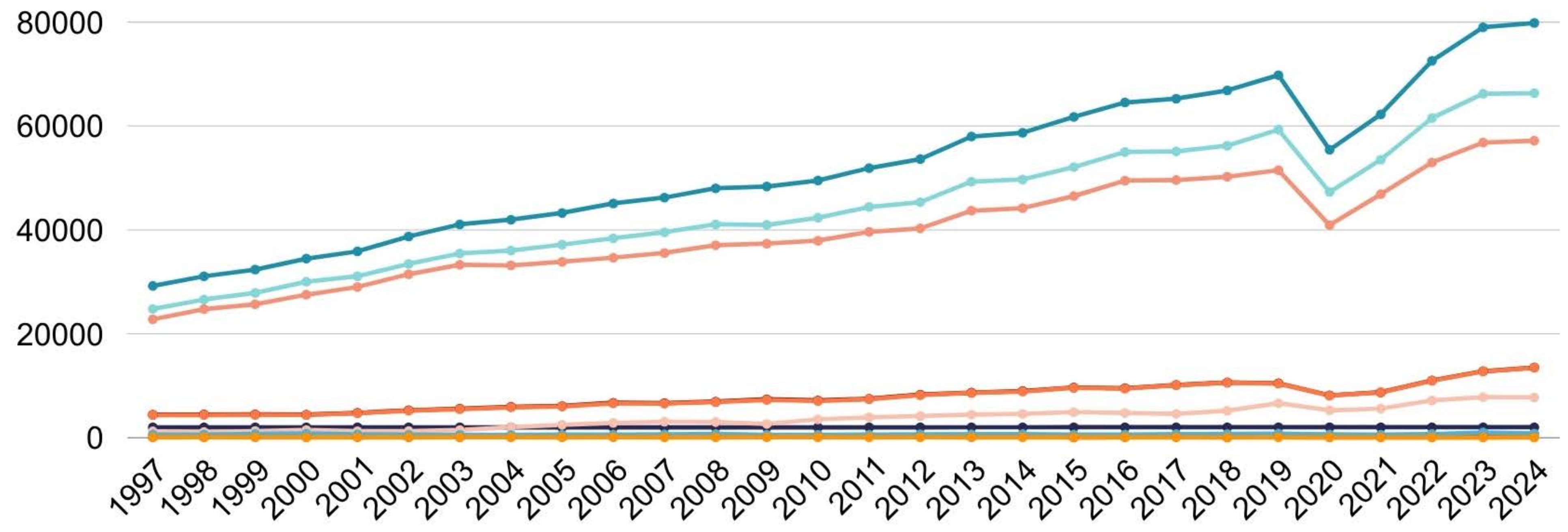
Consumer spending



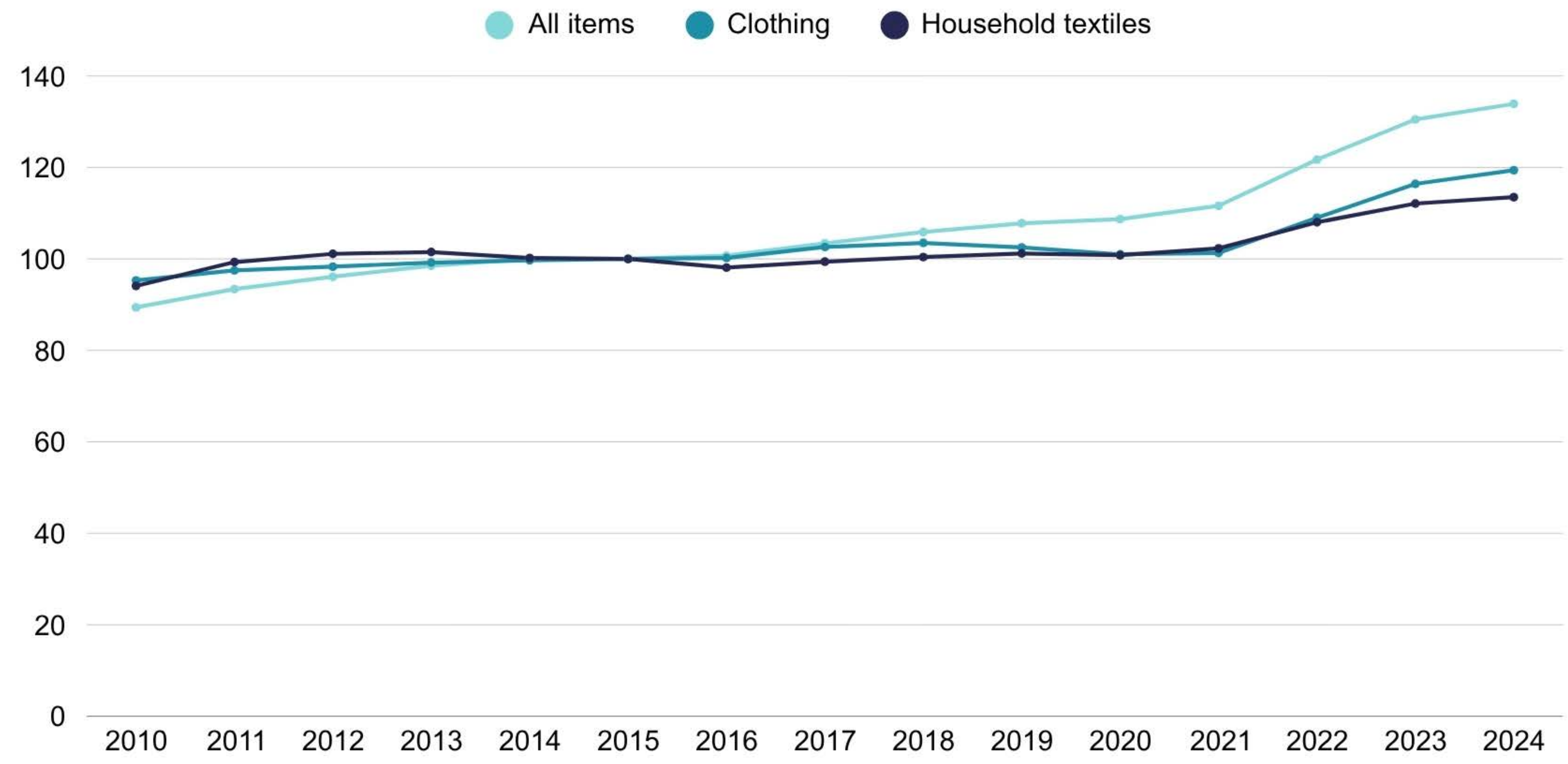
CONSUMER SPENDING

£ million

- Label
- Clothing and Footwear
- Clothing
- Clothing material
- Garments
- Other articles of clothing and accessories
- Cleaning and hire of clothing
- Footwear
- Shoes and Footwear
- Repair and hire of footwear

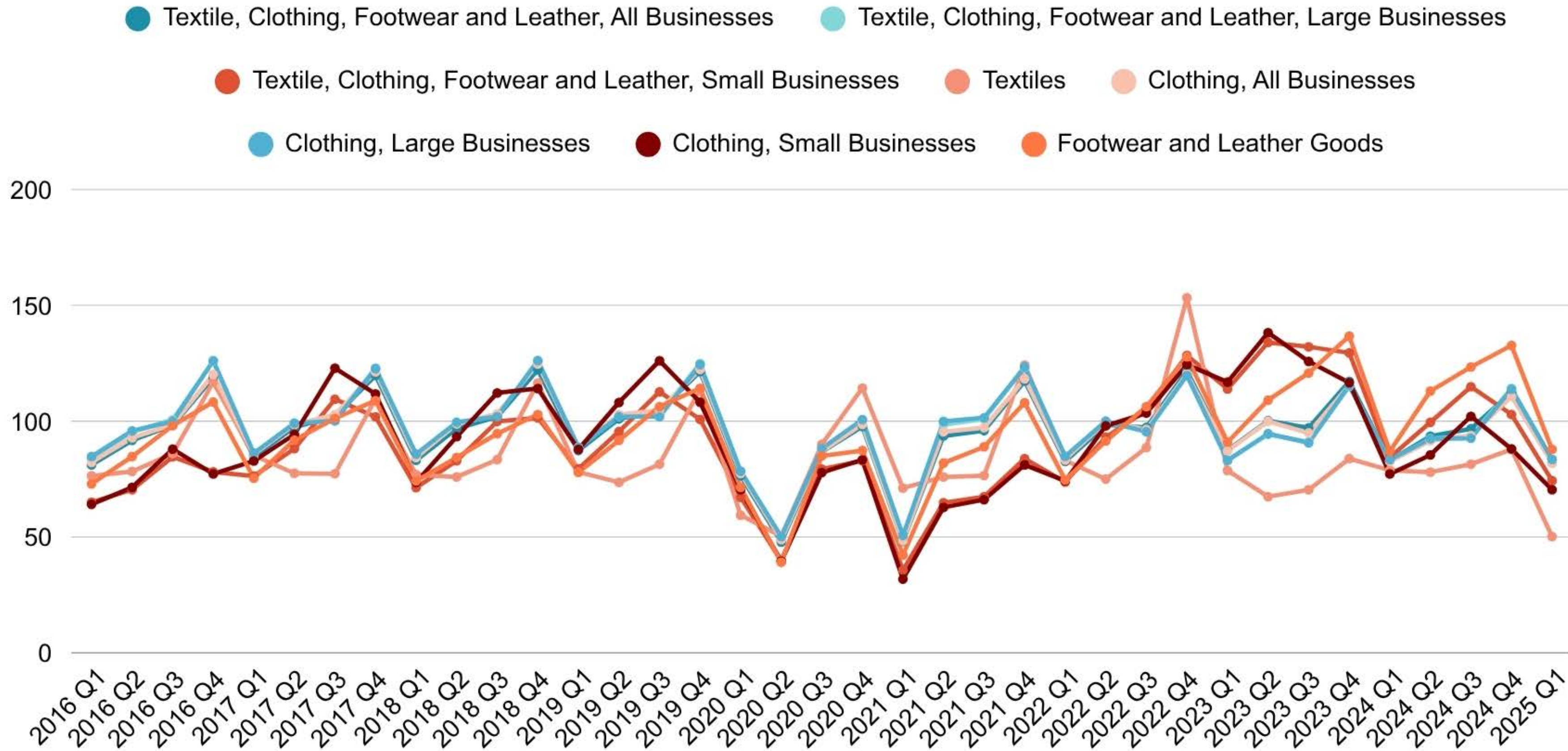


CPI



INDEX SALES PER WEEK

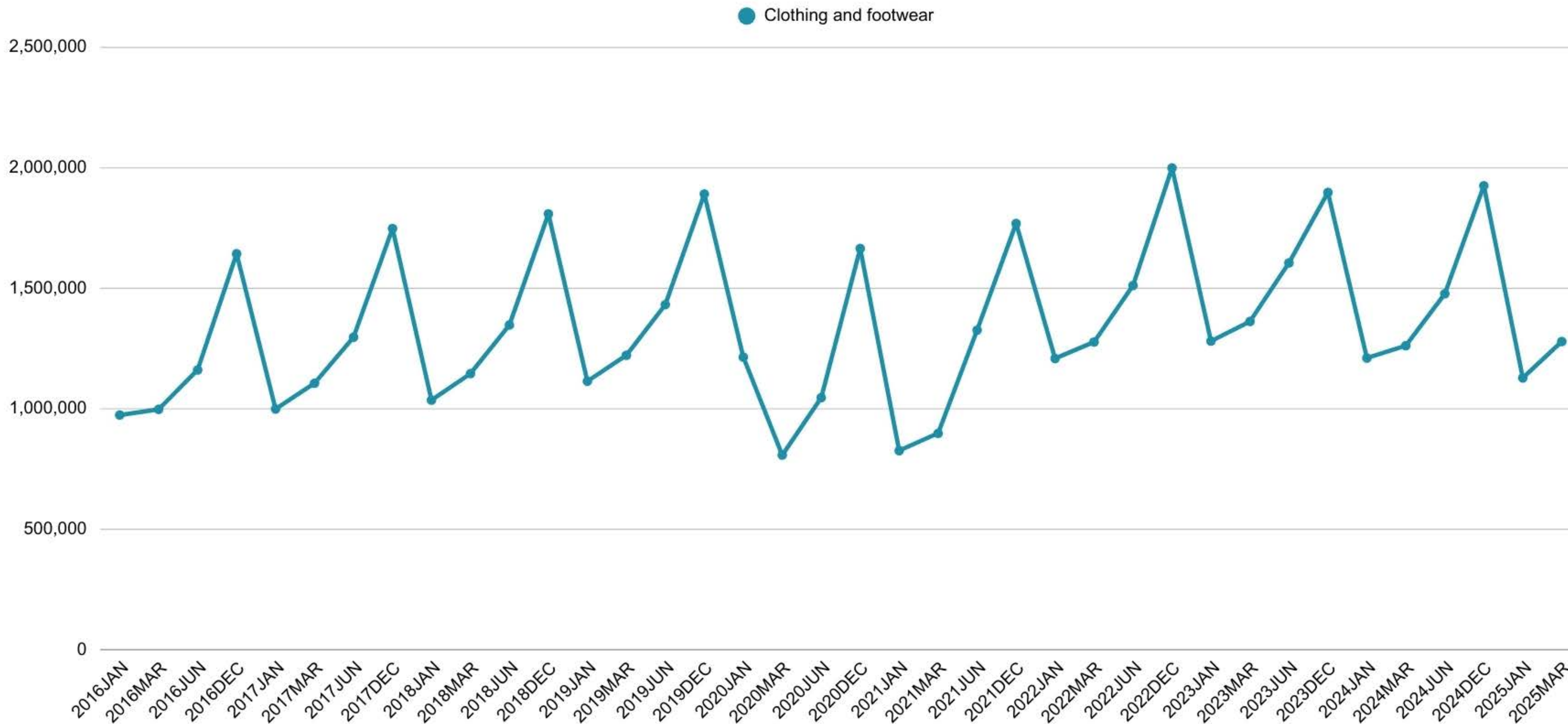
Index numbers of sales per week



Source: Retails Sales Index
Index 2022=100

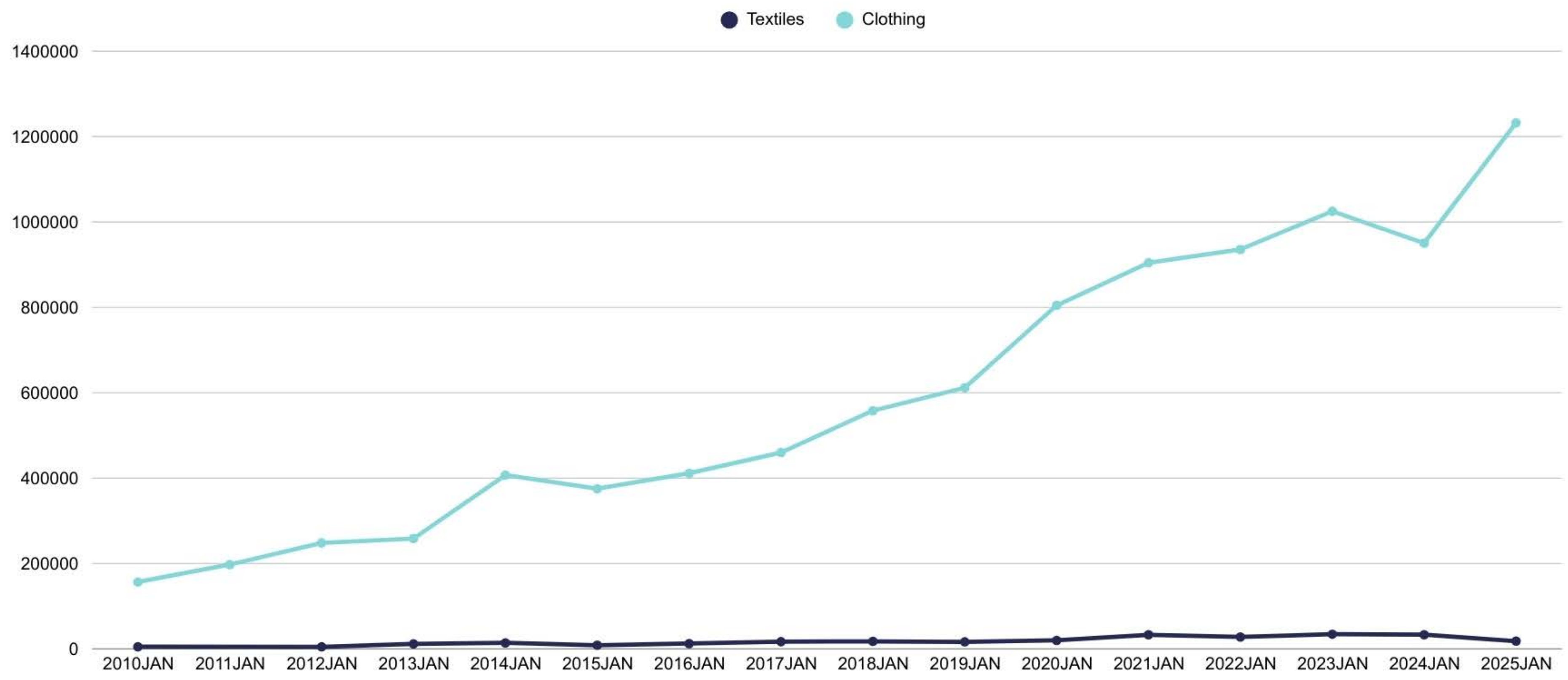
AVERAGE WEEKLY SPEND: RETAIL

Average Weekly Retail Sales in £ thousands, Great Britain



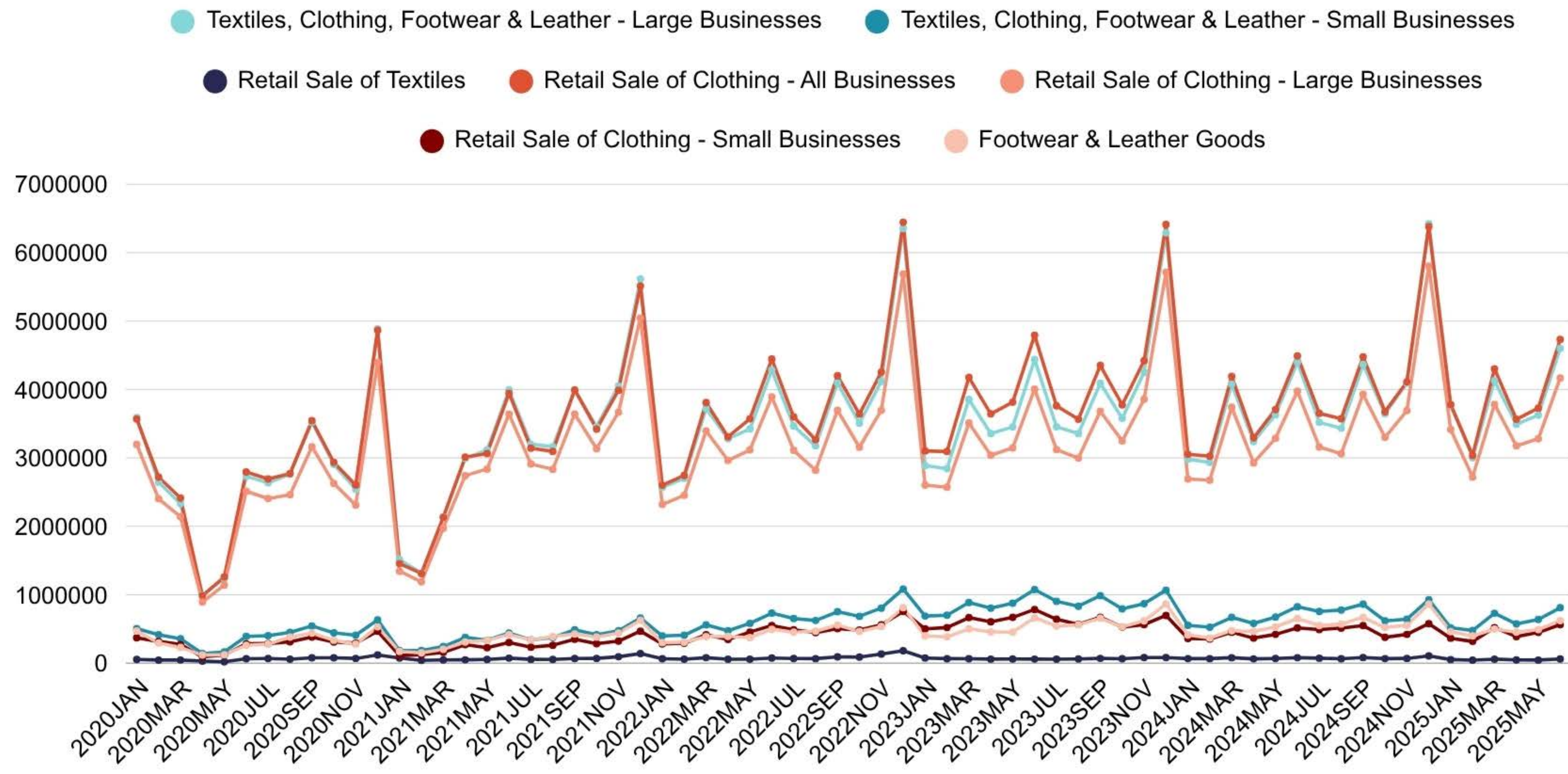
AVERAGE WEEKLY SPEND: ONLINE

Average Weekly Retail Sales in £ thousands, Great Britain



RETAIL BY SIZE OF BUSINESS

Average Weekly Retail Sales in £ thousands, Great Britain



ukft[®]
ukft.org | @ukftorg